

YEAR-BY-YEAR RECORDS

Year	Record	Pct.	ACC	Pct.	Head Coach	NCAA's
1987	8-12-0	.400	0-3-0	.000	Hans Orthner	
1988	10-9-2	.524	0-2-1	.167	Hans Orthner	
1989	3-12-1	.219	0-4-0	.000	Marcia McDermott	
1990	6-10-2	.389	0-4-0	.000	Alden Shattuck	
1991	7-12-0	.368	0-4-0	.000	April Heinrichs	
1992	11-7-2	.600	0-4-0	.000	April Heinrichs	
1993	13-5-2	.700	0-3-1	.125	April Heinrichs	
1994	7-10-3	.425	1-4-1	.250	April Heinrichs	
1995	18-6-0	.750	4-3-0	.571	April Heinrichs	Quarterfinals
1996	19-5-2	.769	2-3-2	.429	Alan Kirkup	Quarterfinals
1997	12-9-3	.563	4-3-0	.571	Alan Kirkup	1st Round
1998	11-11-1	.500	3-4-0	.429	Alan Kirkup	2nd Round
1999	11-10-1	.523	4-2-1	.643	S. Higgins-Cirovski	2nd Round
2000	8-11-0	.421	1-6-0	.143	S. Higgins-Cirovski	
2001	10-7-2	.579	3-4-0	.429	S. Higgins-Cirovski	1st Round
2002	13-8-1	.614	3-3-1	.500	S. Higgins-Cirovski	2nd Round
2003	11-8-2	.571	2-5-0	.286	S. Higgins-Cirovski	1st Round
2004	9-7-4	.550	3-4-2	.444	S. Higgins-Cirovski	Sweet 16
2005	5-11-3	.342	3-5-2	.400	Brian Pensky	
2006	5-9-4	.333	1-6-3	.250	Brian Pensky	
2007	6-9-3	.417	1-8-1	.150	Brian Pensky	
Total	203-187-38	.519	35-84-15	.317	7 Coaches	9 NCAA Bids

ALL-TIME HEAD COACHES



Hans Orthner
2 years (1987-88)
18-21-2 (.463)
ACC: 0-5-1 (.083)



Marcia McDermott
1 year (1990)
3-12-1 (.219)
ACC: 0-4-0 (.000)



Alden Shattuck
1 year (1991)
6-10-2 (.389)
ACC: 0-4-0 (.000)



April Heinrichs
5 years (1991-95)
56-40-7 (.578)
ACC: 5-18-2 (.240)



Alan Kirkup
3 years (1996-98)
42-25-6 (.616)
ACC: 9-10-2 (.476)



Shannon Higgins-Cirovski
6 years (1999-2004)
62-51-10 (.545)
ACC: 16-24-4 (.409)



Brian Pensky
3 years (2005-)
16-29-10 (.382)
ACC: 7-19-6 (.313)

NCAA TOURNAMENT HISTORY NINE APPEARANCES IN PAST 13 SEASONS

Round	Date	Opponent	W-L	Score	Goals (GWG in CAPS)	Goalkeeper Saves	Att.
First	11/18/95	James Madison	W	6-1	T. Rich, TALIAFERRO, Harbo, McDonough, Deville, Warlick	Knecht 1, Price 2	473
Quarter	11/25/95	at Portland	L	0-1	—	Knecht 7	2,634
First	11/16/96	Geo. Washington	W	2-0	SARVER, Harbo	Knecht 2	714
Second	11/24/96	San Diego	W	1-0	SARVER	Price 4	1,224
Quarter	12/1/96	at Notre Dame	L	0-2	—	Price 6	473
First	11/16/97	George Mason	L	1-2	Sarver	Wolff 8	246
First	11/11/98	Fairfield	W	4-3	SARVER 3, McCullough	Serrins 2, Wolff 2	217
Second	11/15/98	vs. William & Mary ¹	L	0-2	—	Wolff 7	257
First	11/10/99	Long Island	W	6-0	JANSS 2, Mynarski 2, Basalyga 2	Wolff 0, Serrins 0	414
Second	11/14/99	at Penn State	L	2-3	Basalyga 2	Wolff 0, Serrins 1	734
First	11/16/01	vs. Dayton ²	L	0-1	—	Wolff 1	551
First	11/15/02	AMERICAN	W	1-0	FRANCIS	Barnhill 2	1,246
Second	11/17/02	PENN STATE	L	1-2	Dekker	Barnhill 4	888
First	11/14/03	vs. Rutgers ³	T	1-1	Ludwig	Barnhill 10	521
First	11/12/04	vs. Loyola ³	W	3-0	MAHAR, Rozumalski, Dekker	Resnick 3	
Second	11/14/04	at Penn State	W	1-0	MAHAR	Resnick 10	
Sweet 16	11/20/04	at Washington	L	0-1	—	Resnick 8	1,274

1-at Newport News, Va.; 2-at Morgantown, W.Va; 3- at University Park, Pa.

GOALS INDIVIDUAL RECORDS

Game	3	Keri Sarver vs. Fairfield, 11/11/98
Tour.	4	Lindsay Basalyga, 1999
Career	6	Keri Sarver, 1995-98

ASSISTS

Game	2	Emmy Harbo vs. Fairfield, 11/11/98
		Valerie Lawrence vs. L. Island, 11/10/99
		Mallory Mahar vs. Loyola, 11/12/04
Career	4	Emmy Harbo, 1995-98

POINTS

Game	6	Keri Sarver vs. Fairfield, 11/11/98
Tour.	9	Lindsay Basalyga, 1999
Career	13	Keri Sarver, 1995-98

GAMES PLAYED

Tour.	3	numerous players in 1996 & 2004
Career	8	Keri Sarver, 1995-98
		Robin McCullough, 1995-98
		Emily Janss, 1996-99

GAME-WINNING GOALS

Tour.	2	Keri Sarver, 1996
		Mallory Mahar, 2004
Career	3	Keri Sarver, 1995-98

SAVES

Game	10	Nikki Resnick at Penn St., 11/14/04
Tour.	21	Nikki Resnick, 2004
Career	21	Nikki Resnick, 2004

TEAM RECORDS

GOALS

Game	6	vs. James Madison, 11/18/95
	6	vs. Long Island, 11/10/99
Tour.	8	1999

ASSISTS

Game	4	vs. James Madison, 11/18/95
		vs. Long Island, 11/10/99
		vs. Loyola, 11/12/04
Tour.	6	2004

POINTS

Game	16	vs. James Madison, 11/18/95
	16	vs. Long Island, 11/10/99
Tour.	21	1999

SHOTS

Game	25	vs. James Madison, 11/18/95
	25	vs. American, 11/15/02
Tour.	35	1995, 2002

GOALS ALLOWED

Game	3	Fairfield, 11/18/98
	3	Penn State, 11/14/99
Tour.	5	1998

SHOTS ALLOWED

Game	19	by Notre Dame, 12/1/96
Tour.	42	2004



THE RECORD BOOK

CAREER RECORDS

POINTS

1.	155	Keri Sarver (1995-98)
2.	140	Emmy Harbo (1995-98)
3.	67	Kimmy Francis (2002-05)
4.	66	Robin McCullough (1995-98)
5.	63	Randi Goldblatt (1991-94)
	63	Michelle Deville (1994-97)
7.	58	Jackie Mynarski (1996-99)
8.	54	Kelly Amonte (1992-95)
9.	49	Katie Ludwig (2000-03)
10.	47	Mallory Mahar (2002-05)
11.	44	Audra Weber (1991-94)
12.	42	Emily Janss (1996-99)
13.	40	Jenny Biscoe (2000-03)
14.	39	Stefanie Magro (1991-94)
15.	37	Sara Gustafson (1998-2001)
	37	Kim King (1999-2002)
17.	36	Audra Poulin (2000-03)
18.	35	Michelle Salmon (1994-97)
	35	Tricia Taliaferro (1992-94)
	35	Ali Andrzejewski (2002-03)

GOALS

1.	61	Keri Sarver (1995-98)
2.	56	Emmy Harbo (1995-98)
3.	28	Randi Goldblatt (1991-94)
4.	25	Michelle Deville (1994-97)
5.	24	Jackie Mynarski (1996-99)
6.	22	Kimmy Francis (2002-05)
7.	21	Robin McCullough (1995-98)
8.	20	Kelly Amonte (1992-95)
9.	19	Katie Ludwig (2000-03)
10.	18	Audra Weber (1991-94)
	18	Mallory Mahar (2002-05)
12.	17	Emily Janss (1996-99)
13.	16	Stefanie Magro (1991-94)
14.	15	Sara Gustafson (1998-2001)
15.	14	Tricia Taliaferro (1992-94)
	14	Kim King (1999-2002)
	14	Audra Poulin (2000-03)
	14	Ali Andrzejewski (2002-03)
19.	12	Erin Taylor (1993-96)
20.	13	Diane Taylor (1987-90)

ASSISTS

1.	33	Keri Sarver (1995-98)
2.	28	Emmy Harbo (1995-98)
3.	24	Robin McCullough (1995-98)
4.	23	Kimmy Francis (2002-05)
5.	19	Michelle Salmon (1994-97)
6.	18	Jenny Biscoe (2000-02)
	18	Lindsay Givens (1999, 01-03)
8.	15	Leslie Kerhin (1992-94)
9.	14	Kelly Amonte (1992-95)
10.	13	Michelle Deville (1994-97)
11.	12	Tania Sheremeta (1990-93)
	12	Terri Rich (1992-95)
13.	11	Lindsay Basalyga (1996-99)
	11	Dana Jarzyniecki (1999-2002)
	11	Katie Ludwig (2000-2003)
	11	Simone Dekker (2002-05)
	11	Mallory Mahar (2002-05)
18.	10	Jackie Mynarski (1996-99)
19.	9	Kim King (1999-2002)
	9	Valerie Lawrence (1999-2001)

SHOTS

1.	279	Keri Sarver (1995-98)
2.	225	Kimmy Francis (2002-05)
3.	214	Emmy Harbo (1995-98)
4.	172	Robin McCullough (1995-98)
5.	168	Audra Poulin (2000-03)
6.	155	Kelly Amonte (1992-95)
7.	149	Mallory Mahar (2002-05)
8.	138	Michelle Deville (1994-97)
9.	127	Kelly Rozumalski (2004-07)
10.	126	Randi Goldblatt (1991-1994)
	126	Katie Ludwig (2000-03)
12.	122	Jackie Mynarski (1996-99)
13.	120	Ali Andrzejewski (2002-03)
14.	112	Michelle Demko (1993, 95)
15.	110	Nataly Arias (2004-05, 07-)
16.	108	Michelle Salmon (1994-97)
17.	104	Stefanie Magro (1991-94)
	104	Jenny Biscoe (2000-03)
19.	93	Sara Gustafson (1998-2001)
20.	91	Audra Weber (1991-94)

GAME-WINNING GOALS

1.	17	Keri Sarver (1995-98)
2.	12	Michelle Deville (1994-97)
3.	10	Emmy Harbo (1995-98)
4.	8	Jackie Mynarski (1996-99)
	8	Kimmy Francis (2002-05)
6.	7	Jenny Biscoe (2000-03)
	7	Mallory Mahar (2002-05)
8.	6	Randi Goldblatt (1991-94)
	6	Audra Weber (1991-94)
	6	Robin McCullough (1995-98)
	6	Emily Janss (1996-99)
	6	Ali Andrzejewski (2002-03)
13.	5	Sara Gustafson (1998-2001)
	5	Kim King (1999-2002)
15.	4	Tricia Taliaferro (1992-94)
	4	Michelle Demko (1993, 95)
	4	Audra Poulin (2000-03)
	4	Nataly Arias (2004-05, 07-)

GAMES PLAYED

1.	97	Robin McCullough (1995-98)
2.	95	Emily Janss (1996-99)
3.	94	Keri Sarver (1995-98)
	94	Emmy Harbo (1995-98)
5.	93	Jackie Mynarski (1996-99)
6.	89	Maureen McDonough (1993-96)
7.	88	Michelle Salmon (1994-97)
8.	87	Erin Taylor (1993-96)
	87	Michelle Deville (1994-97)
10.	84	Lindsay Givens (1999, 01-03)
11.	83	Laura Varela (1995-98)
	83	Courtney Beime (1998-2001)
13.	82	Terri Rich (1992-95)
	82	Dana Jarzyniecki (1999-2002)
	82	Simone Dekker (2002-05)
	82	Kimmy Francis (2002-05)
17.	81	Kim King (1999-2002)
	81	Katie Ludwig (2000-03)
	81	Lindsay Niehaus (2001-04)
20.	79	Audra Poulin (2000-03)

GOALIE GAMES PLAYED

1.	70	Cailin Mullins (1990-93)
2.	68	Ali Wolff (1997-1999, 2001)
3.	58	Riki-Ann Serrins (1997-2000)
4.	56	Missy Price (1993-96)
	56	Nikki Resnick (2004-06)
6.	49	Heather Rowe (1988-91)

GOALIE GAMES STARTED

1.	66	Cailin Mullins (1990-93)
2.	63	Ali Wolff (1997-1999, 2001)
3.	56	Nikki Resnick (2004-)
4.	52	Missy Price (1993-96)
5.	44	Riki-Ann Serrins (1997-2000)
6.	43	Heather Rowe (1988-91)

GOALIE MINUTES PLAYED

1.	6098	Cailin Mullins (1990-93)
2.	5513	Ali Wolff (1997-1999, 2001)
3.	5190	Nikki Resnick (2004-06)
4.	4483	Missy Price (1993-96)
5.	4318	Riki-Ann Serrins (1997-2000)

GOALS AGAINST AVERAGE

1.	1.07	Kassie Knecht (1995-96)
2.	1.22	Missy Price (1993-96)
	1.22	Kristen Barnhill (2000, 02-03)
4.	1.35	Nikki Resnick (2004-)
5.	1.36	Riki-Ann Serrins (1997-2000)
6.	1.57	Ali Wolff (1997-1999, 2001)

SAVES

1.	361	Cailin Mullins (1990-93)
2.	353	Nikki Resnick (2004-06)
3.	258	Heather Rowe (1988-91)
4.	254	Ali Wolff (1997-1999, 2001)
5.	219	Riki-Ann Serrins (1997-2000)
6.	216	Missy Price (1993-96)

SHUTOUTS


1.	20.5	Ali Wolff (1997-1999, 2001)
2.	19	Nikki Resnick (2004-06)
3.	13.5	Riki-Ann Serrins (1997-2000)
4.	12	Heather Rowe (1988-91)
	12	Missy Price (1993-96)
6.	10	Cailin Mullins (1990-93)




Keri Sarver




Robin McCullough



Kimmy Francis



Ali Wolff



SINGLE-SEASON RECORDS

GOALS

1.	21	Emmy Harbo (1996)
	21	Keri Sarver (1998)
3.	16	Keri Sarver (1996)
4.	14	Keri Sarver (1997)
5.	13	Emmy Harbo (1995)
6.	12	Kelly Amonte (1992)
	12	Emmy Harbo (1998)
8.	11	Jackie Mynarski (1999)
9.	10	Dianne Taylor (1987)
	10	Keri Sarver (1995)
	10	Michelle Deville (1995)
	10	Emmy Harbo (1997)

ASSISTS

1.	15	Keri Sarver (1996)
2.	12	Emmy Harbo (1998)
3.	10	Tania Sheremeta (1992)
4.	9	Emmy Harbo (1995)
	9	Robin McCullough (1998)
	9	Jenny Biscoe (2002)
7.	8	Keri Sarver (1997)
	8	Kimmy Francis (2002)
9.	7	Terri Rich (1994)
	7	Michelle Salmon (1996)
	7	Keri Sarver (1998)
	7	Jenny Boyd (2001)

POINTS

1.	49	Keri Sarver (1998)
2.	47	Keri Sarver (1996)
3.	45	Emmy Harbo (1996)
4.	36	Keri Sarver (1997)
	36	Emmy Harbo (1998)
6.	35	Emmy Harbo (1995)
7.	28	Kelly Amonte (1992)
8.	24	Cheryl Smith (1987)
	24	Emmy Harbo (1997)
	24	Jackie Mynarski (1999)
	24	Kimmy Francis (2003)

SHOTS

1.	84	Keri Sarver (1996)
2.	81	Michelle Demko (1995)
3.	75	Keri Sarver (1997)
4.	68	Audra Poulin (2001)
5.	67	Ali Andrzejewski (2003)

GOALS AGAINST AVERAGE


1.	0.21	Missy Price (1995)
2.	0.65	Missy Price (1996)
3.	0.81	Nikki Resnick (2006)
4.	0.94	Kassie Knecht (1995)
5.	1.00	Ali Wolff (2001)
6.	1.01	Riki-Ann Serrins (1999)

SAVES

1.	134	Heather Rowe (1989)
2.	123	Nikki Resnick (2006)
3.	115	Nikki Resnick (2004)
	115	Nikki Resnick (2005)
5.	106	Missy Price (1994)
6.	104	Polly McGoogan (1987)
7.	103	Cailin Mullins (1992)
8.	102	Cailin Mullins (1993)

SHUTOUTS

1.	9	Heather Rowe (1988)
	9	Missy Price (1996)
	9	Ali Wolff (2001)
4.	8	Nikki Resnick (2006)
5.	7	Nikki Resnick (2004)
6.	5.5	Riki-Ann Serrins (2000)
7.	5	Kassie Knecht (1995)
	5	Ali Wolff (1997)
	5	Ali Wolff (1999)
	5	Yewande Balogun (2007)



Emmy Harbo

SINGLE-GAME RECORDS

Goals:	4	by Emmy Harbo	(vs. Louisiana State, Oct. 30, 1998)
	4	by Sara Gustafson	(vs. Howard, Oct. 11, 2000)
Assists:	3	by Dana Jarzyniecki	(vs. Howard, Oct. 11, 2000)
	3	by Jenny Biscoe	(at Rutgers, Set. 6, 2002)
Points:	9	by Emmy Harbo	(vs. Louisiana State, Oct. 30, 1998)
Saves:	19	by Heather Rowe	(vs. North Carolina, Oct. 8, 1988)

CLASS RECORDS

POINTS

Freshman	35	Emmy Harbo (1995)
Sophomore	47	Keri Sarver (1996)
Junior	36	Keri Sarver (1997)
Senior	49	Keri Sarver (1998)

GOALS

Freshman	13	Emmy Harbo (1995)
Sophomore	21	Emmy Harbo (1996)
Junior	14	Keri Sarver (1997)
Senior	21	Keri Sarver (1998)

ASSISTS

Freshman	9	Emmy Harbo (1995)
Sophomore	15	Keri Sarver (1996)
Junior	10	Tania Sheremeta (1992)
Senior	12	Emmy Harbo (1998)

SHOTS

Freshman	66	Kelly Amonte (1992)
Sophomore	84	Keri Sarver (1996)
Junior	75	Keri Sarver (1997)
Senior	81	Michelle Demko (1995)

GAME-WINNING GOALS

Freshman	4	Keri Sarver (1995)
	4	Ali Andrzejewski (2002)
Sophomore	5	Keri Sarver (1996)
	5	Emmy Harbo (1996)
Junior	4	Mallory Mahar (2004)
Senior	5	Keri Sarver (1996)
	5	Jackie Mynarski (1999)

GAMES PLAYED

Freshman	26	Emily Janss (1996)
Sophomore	26	Robin McCullough (1996)
		Keri Sarver (1996)
Junior	25	Michelle Deville (1995)
		Michelle Salmon (1996)
Senior	26	Maureen McDonough (1996)
		Erin Taylor (1996)

GOALIE GAMES

Freshman	24	Kassie Knecht (1995)
Sophomore	20	Nikki Resnick (2004)
Junior	20	Ali Wolff (1999)
Senior	23	Missy Price (1996)

MINUTES

Freshman	1731	Kassie Knecht (1995)
Sophomore	1925	Nikki Resnick (2004)
Junior	1789	Cailin Mullins (1992)
Senior	1930	Missy Price (1996)

GOALS-AGAINST AVERAGE

Freshman	0.94	Kassie Knecht (1995)
Sophomore	1.07	Nikki Resnick (2004)
Junior	0.21	Missy Price (1995)
Senior	0.65	Missy Price (1996)

SAVES

Freshman	97	Heather Rowe (1988)
Sophomore	134	Heather Rowe (1989)
Junior	115	Nikki Resnick (2005)
Senior	123	Nikki Resnick (2006)

GOALS ALLOWED

Freshman	35	Cailin Mullins (1990)
Sophomore	49	Heather Rowe (1989)
Junior	30	Nikki Resnick (2005)
Senior	40	Polly McGoogan (1987)

SHUTOUTS

Freshman	9	Heather Rowe (1988)
Sophomore	7	Nikki Resnick (2004)
Junior	5	Ali Wolff (1999)
Senior	9	Missy Price (1996)
	9	Ali Wolff (2001)
	9	Nikki Resnick (2006)



Heather Rowe



ALL-TIME SCORES

1987

(8-12-0, 0-3-0)

Coach: Hans Orthner

S16	Catholic	W, 8-0
S19	at Radford	L, 1-2
S20	at Roanoke	W, 2-1
S23	at Delaware	W, 4-0
S27	at West Chester	W, 5-0
S30	William & Mary	L, 1-3
O3	vs. Villanova ¹	W, 2-1
O4	Virginia ¹ (-/12)	L, 0-3
O10	George Mason ²	L, 0-4
O10	vs. Hartford ²	L, 0-1
O11	vs. vs. Texas A&M ²	L, 0-1
O14	St. Mary's	W, 3-0
O17	Navy ³	W, 4-0
O18	Virginia ³ (-/11)	L, 1-3
O21	at Fr. & Marshall	L, 2-4
	Loyola	W, 7-1
O30	vs. NC State ⁴ (-/5)	L, 1-5
O31	at North Carolina ⁴ (-/1)	L, 0-6
N1	vs. Virginia ⁴ (-/14)	L, 0-8
N7	at George Washington ^(O)	L, 1-2

1-Virginia Tour., Charlottesville, Va.
2-WAGS Tournament, Fort Belvoir, Va.
3-Maryland Invitational, College Park, Md.
4-ACC Tournament, Chapel Hill, N.C.

1988

(10-9-2, 0-2-1)

Coach: Hans Orthner

S10	at UNC Greensboro ^(O)	L, 0-2
S11	at Elon ^(O)	L, 0-2
S14	Virginia [*]	L, 0-5
S21	at LaSalle ^(O)	T, 3-3
S25	Virginia Tech	W, 3-0
S29	Villanova	W, 3-0
O1	Duke [*]	(O) T, 1-1
O2	at William & Mary (-/6)	L, 0-5
O5	UMBC	W, 1-0
O8	vs. Providence ¹	L, 0-2
O8	vs. North Carolina [*] (-/1)	L, 0-3
O9	vs. Texas A&M ¹	W, 4-0
O12	at Randolph Macon	W, 6-0
O16	vs. New Hampshire ²	(O) L, 1-2
O17	at Mt. St. Mary's	W, 1-0
O19	Franklin & Marshall	W, 1-0
O22	Green Mountain ^(O)	W, 2-1
O24	at George Washington	L, 0-2
O28	vs. Duke ³	W, 1-0
O29	at North Carolina ³	L, 0-3
N6	Delaware	W, 3-0

1-WAGS Tournament, Ft. Belvoir, Va.
2-at Virginia, Charlottesville, Va.
3-ACC Tournament, Chapel Hill, N.C.

1989

(3-12-1, 0-4-0)

Coach: Marcia McDermott

S2	Creighton	W, 2-0
S10	UNC Greensboro	L, 2-3
S16	La Salle ^(O)	W, 2-0
S20	William & Mary (-/4)	L, 0-4
S26	at Virginia [*] (-/9)	L, 0-3
S28	at Villanova	L, 1-3
S30	at Duke [*]	L, 0-2
O1	at NC State [*]	L, 0-7
O5	at UMBC	L, 1-2
O7	North Carolina [*] (-/1)	L, 0-8
O7	vs. Rutgers ¹	L, 1-6
O8	vs. Monmouth ¹	(O) T, 0-0
O11	at George Washington	L, 0-1
O18	St. Mary's	W, 1-0
O22	at Princeton	L, 0-5
O27	vs. Duke ²	L, 0-3

1-WAGS Tournament, Ft. Belvoir, Va.
2-ACC Tournament, Chapel Hill, N.C.

1990

(3-12-1, 0-4-0)

Coach: Alden Shattuck

S2	George Washington	L, 0-2
S4	Villanova	W, 1-0
S9	at UNC Greensboro	L, 0-1
S11	Virginia [*] (-/4)	L, 1-6
S15	at North Carolina [*] (-/1)	L, 0-5
S19	Radford	W, 2-0
S23	at James Madison	L, 1-4
S27	at La Salle ^(O)	W, 2-1
S30	Duke [*] (-/14)	L, 0-3
O3	UMBC	W, 3-0
O6	vs. Virginia Tech ¹	W, 3-1
O7	vs. Mary Washington ¹	(O) T, 1-1
O9	at William & Mary (-/7)	L, 0-4
O12	at Monmouth ²	L, 0-3
O13	vs. Lafayette ²	W, 3-0
O16	NC State [*]	L, 1-4
O19	American	T, 1-1
O26	vs. Duke ³	L, 0-6

1-WAGS Tournament, Ft. Belvoir, Va.
2-at Monmouth Tournament, Monmouth, NJ
3-ACC Tournament, Charlottesville, Va.

1991

(7-12-0, 0-4-0)

Coach: April Heinrichs

S8	UNC Greensboro	L, 0-3
S10	William & Mary (-/11)	(O) W, 3-1
S14	at NC State [*] (-/5)	L, 1-8
S18	at American ^(O)	W, 2-0
S21	at George Mason	L, 1-5
S24	La Salle	L, 1-2
S26	at Villanova ^(O)	L, 1-5
O1	Delaware	W, 2-1
O3	James Madison	L, 1-3

O5	at Virginia [*] (-/4)	L, 0-6
O9	at George Washington ^(O)	L, 3-4
O13	Barry, Fla.	W, 2-1
O20	Monmouth	W, 1-0
O24	Temple	L, 1-3
O27	at Duke [*]	L, 0-2
O29	North Carolina [*] (-/1)	L, 0-5
O31	vs. Duke ²	W, 2-1
N1	at North Carolina ² (-/1)	L, 0-3
N4	at UMBC	W, 2-0

1-WAGS Tournament, Ft. Belvoir, Va.
2-ACC Tournament, Chapel Hill, N.C.

1992

(11-7-2, 0-4-0)

Coach: April Heinrichs

S5	Duke [*] (-/12)	L, 0-2
S9	at William & Mary (-/14)	L, 0-2
S12	Cincinnati ^(O)	W, 4-2
S13	Davidson	W, 6-0
S16	at Towson	W, 12-0
S19	at La Salle	W, 4-1
S20	at Temple	L, 1-4
S22	Virginia [*] (-/7)	L, 1-4
S29	at James Madison (-/18)	W, 1-0
O1	at Delaware	W, 4-0
O3	George Mason ^(O)	W, 2-1
O6	Loyola	W, 3-0
O10	Villanova	W, 4-0
O13	NC State [*] (-/16)	L, 0-1
O16	American	W, 4-0
O18	UMBC	W, 3-1
O21	George Washington ^(O)	T, 0-0
O25	at North Carolina [*] (-/1)	L, 0-5
O30	vs. Virginia ¹ (-/7)	L, 0-2
N4	Monmouth ^(O)	T, 1-1

1-ACC Tournament, Durham, N.C.

1993

(13-5-2, 0-3-1)

Coach: April Heinrichs

S4	North Carolina [*] (-/1)	L, 0-7
S9	at Davidson	W, 3-0
S12	at UNC Greensboro	W, 3-1
S14	La Salle	W, 5-0
S17	at UMBC	W, 3-0
S19	Wright State	W, 1-0
S26	at Duke [*] (-/10)	L, 0-6
S29	James Madison	W, 2-1

O3	at NC State [*] (-/10)	(O) T, 1-1
O5	at Loyola	W, 4-1
O8	William & Mary (-/8)	W, 2-1
O11	Arkansas (20/-)	W, 3-2
O13	at G. Washington (20/-)	W, 6-3
O17	Temple (20/-)	(O) W, 4-1
O20	at George Mason (14/16)	L, 0-3
O22	at American (14/-)	(O) W, 1-0
O24	Monmouth (14/-)	(O) W, 6-5
O26	Princeton (18/-)	(O) T, 2-2
O31	at Virginia [*] (18/-)	L, 1-4
N5	vs. Virginia ¹ (-/20)	L, 1-3

1-ACC Tournament, Raleigh, N.C.

1994

(7-10-3, 1-4-1)

Coach: April Heinrichs

S3	at North Carolina [*] (-/1)	L, 0-2
S5	UNC Greensboro (-/18)	W, 4-0
S9	vs. SMU ¹ (19/18)	W, 5-4
S11	at Texas A&M ¹ (19/-)	T, 1-1
S15	at Princeton (17/-)	W, 6-0
S18	NC State [*] (17/-)	(O) T, 3-3
S21	G. Washington (15/-)	L, 0-2
S25	Duke [*] (15/6)	L, 1-3
S29	at James Madison	L, 1-3
O1	at Wake Forest [*]	W, 6-0
O5	George Mason (-/8)	L, 1-2
O7	Virginia [*] (-/11)	L, 0-1
O12	Loyola	W, 3-0
O15	UMBC	W, 3-2
O21	vs. Indiana ²	W, 2-0
O23	vs. Florida International ²	L, 1-2
O26	at William & Mary (-/5)	L, 0-4
O30	at Clemson [*] (-/13)	L, 0-3
N4	vs. Virginia ³ (-/13)	T, 1-1
N5	at North Carolina ³ (-/2)	L, 0-2

1-Texas A&M Classic, College Station, Texas
2-George Mason/Lanzara Classic, Fairfax, Va.
3-ACC Tournament, Chapel Hill, N.C.

1995

NCAA QUARTERFINALS

(18-6-0, 4-3-0)

Coach: April Heinrichs

S3	Virginia Tech (15/-)	W, 6-0
S6	at George Mason (10/-)	W, 5-0
S10	at Florida State [*] (10/-)	W, 5-1
S12	Loyola (15/-)	W, 3-0
S15	Princeton (15/-)	W, 4-1

S17	Wake Forest [*] (15/-)	W, 3-0
S22	William & Mary (14/13)	W, 1-0
S24	Old Dominion (14/-)	W, 6-0
S27	at Virginia [*] (12/10)	L, 0-4
O1	Duke [*] (12/7)	W, 2-1
O6	Clemson [*] (10/13)	W, 2-0
O10	at UMBC (9/-)	W, 3-0
O13	vs. Texas A&M ¹ (9/13)	L, 0-1
O15	vs. Cornell ¹ (9/-)	W, 5-0
O18	James Madison (11/-)	zW, 2-1
O21	at NC State [*] (11/13)	L, 0-1
O25	G. Washington (13/-)	W, 5-1
O27	Fairfield (13/-)	W, 3-0
O29	North Carolina [*] (13/1)	L, 0-3
N2	Clemson ² (13/15)	W, 2-0
N3	NC State ² (13/11)	W, 1-0
N5	North Carolina ² (13/1)	L, 0-3
N18	James Madison ³ (9/17)	W, 6-1
N25	at Portland ⁴ (9/2)	L, 0-1

1-George Mason Tour., Fairfax, Va.
2-ACC Tournament, College Park, Md.
3-NCAA First Round, College Park, Md.
4-NCAA Quarterfinals, Portland, Ore.

1996

NCAA QUARTERFINALS


(19-5-2, 2-3-2)

Coach: Alan Kirkup

A30	vs. St. Mary's ¹ (7/-)	W, 1-0
S1	at Hawaii ¹ (7/-)	W, 1-0
S4	at G. Washington (9/-)	W, 5-0
S7	vs. New Hampshire ² (9/-)	W, 6-1
S8	at Hartford ² (9/-)	W, 3-0
S13	at JMU (6/22)	(O) W, 2-1
S15	Davidson (6/-)	W, 4-1
S22	Texas (6/-)	W, 2-0
S24	George Mason (5/19)	W, 2-0
S27	Brown (5/-)	W, 4-0
S29	at Wake Forest [*] (5/25)	W, 4-0
O1	UMBC (4/-)	W, 8-0
O4	vs. Colorado Co. ³ (4/-)	W, 2-1
O6	vs. Penn State ³ (4/15)	W, 3-1
O11	Virginia [*] (4/19)	(O) T, 1-1
O13	Florida State [*] (4/-)	(O) W, 2-0
O19	NC State [*] (5/20)	L, 0-2
O22	Navy (7/-)	W, 4-0
O25	at Duke [*] (7/-)	T, 3-3
O30	at North Carolina [*] (8/2)	L, 0-5
N1	at Clemson [*] (8/20)	L, 0-2
N3	at Georgia (8/-)	W, 4-1
N7	at Clemson [*] (9/13)	L, 1-2



The 1996 team was the first in school history to win two games in the NCAA Tournament. The Terps shutout George Washington and San Diego in the first and second rounds, respectively, before losing to Notre Dame in the quarterfinals.



N16	G. Washington ⁵ (9/-)	W, 2-0
N24	San Diego ⁶ (9/-)	W, 1-0
D1	at Notre Dame ⁷ (9/1)	L, 0-2
1-Hawaii Tournament, Honolulu, Hawaii		
2-Hartford Tournament, Hartford, Conn.		
3-George Mason Tournament, Fairfax, Va.		
4-ACC Tournament, Clemson, S.C.		
5-NCAA First Round, College Park, Md.		
6-NCAA Second Round, College Park, Md.		
7-NCAA Quarterfinals, South Bend, Ind.		

1997 NCAA FIRST ROUND (12-9-3, 4-3-0)

Coach: Alan Kirkup

S1	Wright State (7/-)	W, 3-1
S4	James Madison (7/13)	W, 2-0
S7	at William & Mary (7/19)	L, 1-4
S10	at G. Mason (13/12)	W, 3-0
S12	Wake Forest ¹ (13/22)	W, 4-0
S14	Penn ¹ (13/-)	W, 2-0
S19	Florida (14/19)	(^{co}) T, 3-3
S21	Florida State ² (14/-)	W, 4-0
S26	at G. Washington	(^{co}) T, 2-2
O3	vs. Santa Clara ² (14/7)	L, 0-1
O5	vs. Harvard ² (14/-)	L, 1-3
O10	North Carolina ³ (19/1)	L, 0-4
O12	Clemson ³ (19/9)	W, 2-0
O17	at Duke ³ (12/4)	L, 2-3
O24	Dartmouth (18/-)	(^{co}) W, 2-1
O26	Navy (18/-)	W, 5-0
O29	at Virginia ³ (18/8)	L, 1-2
O31	Penn State (18/21)	W, 3-1
N2	at Connecticut (18/4)	L, 2-3
N4	at NC State ³ (18/-)	W, 6-2
N6	vs. NC State ³ (18/-)	(^{co}) T, 1-1
N7	vs. Duke ³ (18/8)	W, 2-1
N9	vs. North Carolina ³ (18/1)	L, 0-4
N16	George Mason ⁴ (16/-)	L, 1-2
1-Maryland/Puma Tourn., College Park, Md.		
2-George Mason Tournament, Fairfax, Va.		
3-ACC Tournament, Winston-Salem, N.C.		
4-NCAA First Round, College Park, Md.		

1998 NCAA SECOND ROUND (11-11-1, 3-4-0)

Coach: Alan Kirkup

S4	at Penn State (18/25)	L, 0-3
S6	at Clemson ¹ (18/7)	L, 1-2
S11	Southern California ¹	W, 3-0
S13	Texas Tech ¹	L, 2-3
S18	Duke ¹ (-/9)	W, 3-1
S20	NC State ¹	W, 5-0
S23	George Mason	W, 4-2
S25	vs. Texas ²	W, 3-1
S27	at Colorado ²	W, 5-0
O2	Florida (20/5)	L, 2-7
O6	at James Madison (24/-)	W, 2-1
O9	Virginia ³ (24/17)	(^{co}) W, 3-2
O11	Connecticut (24/4)	(^{co}) T, 2-2
O16	William & Mary (14/14)	L, 0-2
O18	Florida State ⁴ (14/-)	(^{co}) L, 2-3
O23	at N. Carolina ⁴ (23/1)	L, 0-2
O25	at Wake Forest ⁴ (-/14)	(^{co}) L, 2-3
O28	George Washington	(^{co}) W, 3-2
O31	at Louisiana State ³	W, 7-0
N1	vs. Alabama ³	L, 1-2

N5	vs. Wake Forest ⁴ (-/14)	L, 1-2
N11	Fairfield ⁵	W, 4-3
N15	vs. William & Mary ⁶	L, 0-2
1-Puma Tournament, College Park, Md.		
2-Colorado Buffalo Tourn., Boulder, Colo.		
3-LSU Tournament, Baton Rouge, La.		
4-ACC Tournament, Orlando, Fla.		
5-NCAA First Round, College Park, Md.		
6-NCAA Second Round, Newport News, Va.		

1999 NCAA SECOND ROUND (11-10-1, 4-2-1)

Coach: Shannon Cirovski

A29	at G. Washington (RV/-)	W, 2-0
S1	UMBC (RV/-)	W, 6-1
S4	at So. California ¹ (RV/24)	L, 0-3
S6	vs. UCLA ¹ (RV/16)	L, 0-1
S10	Baylor ² (-/24)	L, 0-4
S12	Pennsylvania ²	L, 1-2
S18	at NC State ³	(^{co}) T, 0-0
S19	at Duke ³ (-/9)	(^{co}) W, 4-3
S26	James Madison	L, 1-2
S29	at Virginia ³ (-/10)	L, 0-5
O2	at William & Mary (-/23)	(^{co}) L, 2-3
O6	at George Mason	W, 1-0
O8	Rutgers	W, 2-0
O10	Navy	W, 2-0
O17	Clemson ³ (-/9)	(^{co}) W, 2-1
O22	Wake Forest ³ (-/11)	W, 1-0
O24	North Carolina ³ (-/3)	L, 0-3
O31	at Florida State ³ (RV/-)	W, 1-0
N4	vs. Duke ³ (RV/21)	W, 2-1
N5	vs. Wake Forest ³ (RV/15)	L, 0-1
N10	Long Island ⁴ (25/-)	W, 6-0
N14	at Penn State ⁵ (25/6)	L, 2-3
1-USC/FILA Challenge, Los Angeles		
2-FILA Tournament, College Park, Md.		
3-ACC Tournament, Chapel Hill, N.C.		
4-NCAA First Round, College Park, Md.		
5-NCAA Second Round, University Pk., Pa.		

2000 (8-11-0, 1-6-0)

Coach: Shannon Cirovski

A25	at Rutgers (23/-)	W, 1-0
A29	Penn State (23/4)	W, 3-1
S1	Duke ¹ (23/22)	L, 1-2
S6	Towson (9/-)	W, 1-0
S9	at Richmond (9/-)	L, 0-1
S12	George Washington	W, 3-0
S15	vs. Santa Clara ¹ (23/19)	L, 2-4
S17	at Stanford ¹ (23/6)	L, 0-3
S22	at Wake Forest ¹ (21/20)	L, 0-1
S27	George Mason	W, 1-0
O1	NC State ¹	L, 0-1
O6	Virginia ² (-/15)	L, 2-3
O11	Howard	W, 9-0
O13	at Clemson ² (-/5)	L, 0-1
O17	at James Madison	W, 2-1
O20	Florida State ² (-/23)	W, 2-0
O22	William & Mary (-/22)	L, 0-1
O29	at North Carolina ² (-/5)	L, 0-6
N2	vs. Clemson ² (-/4)	L, 0-2
1-Stanford Nike Invitational, Stanford, Calif.		
2-ACC Tournament, Durham, N.C.		

2001 NCAA FIRST ROUND (10-7-2, 3-4-0)

Coach: Shannon Cirovski

A31	Towson	W, 3-0
S2	at Duke ¹ (-/17)	W, 2-0
S6	Richmond (14/-)	L, 0-1
S9	East Carolina (14/-)	W, 1-0
S14	at Colorado	cancelled
S16	at Denver	cancelled
S21	Geo. Washington (RV/-)	W, 2-0
S23	Wake Forest ¹ (RV/-)	L, 0-1
S26	at George Mason	T, 1-1
S30	Loyola	W, 2-0
O5	North Carolina ¹ (-/1)	L, 1-3
O10	at Virginia ¹ (-/13)	L, 0-1
O13	Clemson ¹ (-/8)	(^{co}) W, 1-0
O17	James Madison	T, 0-0
O21	at William & Mary	W, 2-1
O24	Rutgers	(^{co}) W, 3-2
O28	at NC State ²	W, 2-0
N2	at Florida State ² (RV/RV)	L, 0-2
N8	vs. Florida State ¹ (-/19)	L, 2-7
N16	vs. Dayton ²	L, 0-1
1-ACC Tournament, Winston-Salem, N.C.		
2-NCAA First Round, Morgantown, W. Va.		

2002 NCAA SECOND ROUND (13-8-1, 3-3-1)

Coach: Shannon Cirovski

A30	vs. Fordham ¹	W, 5-0
S1	at Connecticut ¹ (-/9)	L, 1-3
S6	at Rutgers (-/RV)	W, 5-2
S8	Va. Commonwealth	W, 2-1
S13	Loyola ² (25/-)	W, 2-1
S15	Notre Dame ² (25/11)	L, 2-5
S20	at Wake Forest ² (-/8)	L, 1-3
S22	George Washington	W, 5-0
S27	Duke ² (-/22)	W, 3-2
S29	William & Mary	W, 1-0
O4	NC State ² (23/-)	(^{co}) L, 1-2
O8	at Penn State (-/13)	L, 0-1
O11	Virginia ²	W, 2-0
O16	George Mason (RV/-)	W, 3-0
O20	at Clemson ² (RV/-)	W, 3-2
O25	Florida State ² (22/RV)	L, 0-1
O28	at James Madison (23/-)	W, 4-1
N1	at North Carolina ³ (23/2)	T, 1-1
N7	at Florida State ³ (16/19)	W, 4-2
N8	vs. North Carolina ³ (16/2)	L, 0-4
N15	American ⁴ (17/-)	W, 1-0
N17	Penn State ⁴ (17/12)	L, 1-2
1-UConn Classic, Storrs, Conn.		
2-Maryland FILA Classic, College Park, Md.		
3-ACC Tournament, Tallahassee, Fla.		
4-NCAA First Round, College Park, Md.		
5-NCAA Second Round, College Park, Md.		

2003 NCAA FIRST ROUND (11-8-2, 2-5-0)

Coach: Shannon Cirovski

A29	at Washington ¹ (23/-)	(^{co}) L, 1-2
A31	vs. Washington St. ¹ (23/-)	W, 3-0
S5	at William & Mary (24/-)	W, 2-1

S7	Penn State (24/13)	L, 0-3
S12	Towson	W, 3-2
S14	at George Washington	T, 2-2
S17	Loyola ²	W, 1-0
S20	Tennessee ² (-/23)	W, 3-1
S26	at Florida State ²	L, 1-2
O1	James Madison	W, 6-0
O5	North Carolina ² (-/1)	L, 0-4
O10	Clemson ² (-/24)	W, 2-1
O14	at Virginia ² (RV/6)	L, 0-1
O19	at NC State ² (RV/-)	L, 0-1
O22	at George Mason	W, 2-0
O25	Wake Forest ² (-/16)	W, 5-1
O31	at Duke ² (RV/RV)	L, 0-1
N2	Navy (RV/-)	W, 2-1
N5	vs. Clemson ³ (25/23)	W, 2-1
N7	vs. Florida State ³ (25/19)	L, 0-1
N14	vs. Rutgers ⁴ (RV/-)	T, 1-1
Rutgers advances on PK's, 4-3		

1-Arena Sports ACC/Pac-10 Challenge
2-Maryland/adidas Classic
3-ACC Tournament, Cary, N.C.
4-NCAA First Round, University Park, Pa.

2004 NCAA SWEET 16 (9-7-4, 3-4-2)

Coach: Shannon Cirovski

A27	at Towson	(^{co}) W, 1-0
A29	vs. William & Mary ¹	(^{co}) T, 1-1
S2	Virginia Tech ¹	L, 0-2
S10	vs. South Carolina ²	W, 5-2
S12	vs. UCLA ² (-/3)	W, 2-1
S17	Washington (RV/3)	cancelled
S19	at Miami ³ (RV/-)	L, 1-2
S24	at North Carolina ³ (-/2)	(^{co}) L, 1-2
S28	Loyola	cancelled
O2	at Clemson ³ (-/RV)	W, 1-0
O5	Virginia ³ (-/6)	(^{co}) T, 0-0
O8	NC State ³	W, 2-1
O13	Florida State ³ (-/14)	(^{co}) T, 1-1
O16	at Wake Forest ³	L, 0-2
O19	at Navy	W, 3-1
O23	Duke ³ (RV/10)	(^{co}) W, 1-0
O27	at Penn State (19/3)	L, 0-6
O31	NC State ³ (19/-)	(^{co}) T, 0-0
Maryland advances on PK's, 4-2		
N3	vs. North Carolina ⁴ (-/1)	(^{co}) L, 0-1
N12	vs. Loyola ⁵	W, 3-0
N14	at Penn State ⁶ (-/5)	W, 1-0
N20	at Washington ⁶ (-/14)	L, 0-1
1-Maryland Soccer Complex, Germantown, Md.		
2-Virginia Soccer Classic, Charlottesville, Va.		
3-ACC First Round, College Park, Md.		
4-ACC Quarterfinals, Cary, N.C.		
5-NCAA First Round, University Park, Pa.		
6-NCAA Second Round, University Park, Pa.		
7-NCAA Sweet 16, Seattle, Wash.		

2005 (5-11-3, 3-5-2)

Coach: Brian Pensky

A26	Towson	(^{co}) T, 0-0
A28	Rhode Island	W, 4-0
S2	vs. Connecticut ¹ (-/9)	(^{co}) L, 1-2
S4	at Notre Dame ¹ (-/1)	L, 0-6
S8	Villanova ²	L, 0-2
S11	Rutgers ²	W, 1-0

S16	Penn State (-/2)	L, 0-3
S18	Yale (-/RV)	(^{co}) L, 0-1
S22	at Clemson ³	(^{co}) T, 0-0
S30	Wake Forest ³ (-/11)	W, 1-0
O2	North Carolina ³ (-/1)	L, 0-4
O6	at Florida State ³ (-/17)	L, 1-3
O9	at Miami ³	L, 0-2
O13	NC State ³	(^{co}) W, 2-1
O16	at Duke ³ (-/6)	L, 0-1
O19	Virginia Tech ³	(^{co}) T, 0-0
O23	at Virginia ³ (-/8)	L, 0-2
O29	Boston College ³ (-/8)	W, 2-1
N2	vs. North Carolina ³ (-/3)	L, 1-3
1-Notre Dame Tournament		
2-Maryland/adidas Classic		
3-ACC Tournament, Cary, N.C.		

2006 (5-9-4, 1-6-3)

Coach: Brian Pensky

A25	vs. Tennessee ¹ (-/10)	W, 1-0
A27	vs. UCLA ¹ (-/1)	L, 0-3
S2	Towson	(^{co}) T, 0-0
S4	UMBC	W, 6-0
S8	at Dartmouth	L, 0-1
S12	Loyola	L, 0-1
S15	Stony Brook	W, 2-0
S17	at George Mason	W, 1-0
S21	Clemson ²	(^{co}) L, 0-1
S28	at Wake Forest ² (-/9)	L, 1-2
O1	at North Carolina ² (-/2)	L, 0-3
O5	Florida State ² (-/3)	L, 0-1
O8	Miami ²	(^{co}) T, 0-0
O11	at NC State ²	L, 0-1
O14	Duke ²	(^{co}) T, 0-0
O20	at Virginia Tech ²	(^{co}) T, 0-0
O22	Virginia ² (-/11)	W, 2-0
O27	at Boston College ² (-/14)	L, 1-2
1-Penn State Classic		

2007 (6-9-3, 1-8-1)

Coach: Brian Pensky

A31	Eastern Kentucky	(^{co}) T, 0-0
S2	Fairleigh Dickinson	W, 2-1
S7	vs. USC ¹ (-/13)	(^{co}) L, 1-2
S9	vs. Loyola Marymount ¹	W, 3-0
S14	Dartmouth	(^{co}) W, 1-0
S16	George Mason	W, 1-0
S22	Kent State	(^{co}) T, 1-1
S27	at Clemson (-/14)	(^{co}) L, 0-1
S30	Lehigh	W, 2-0
O5	Wake Forest (-/18)	L, 0-1
O7	North Carolina (-/12)	(^{co}) L, 1-2
O11	at Florida State (-/15)	L, 0-2
O14	at Miami ²	L, 0-1
O21	at Duke (-/RV)	(^{co}) T, 2-2
O25	at Virginia (-/3)	L, 0-3
O28	Virginia Tech ²	(^{co}) L, 1-2
N1	Boston College (-/10)	L, 0-2
N4	NC State ²	W, 2-0
1-Hoosier Classic		



SERIES RECORDS

Opponent (GP)	Rec.	First Game	Last Game	GF	GA
Alabama (1)	0-1-0	L, 1-2 (98)	L, 1-2 (98)	1	2
American (5)	4-0-1	T, 1-1 (90)	W, 1-0 (02)	9	1
Arkansas (1)	1-0-0	W, 3-2 (93)	W, 3-2 (93)	3	2
Barry, Fla. (1)	1-0-0	W, 2-1 (91)	W, 2-1 (91)	2	1
Baylor (1)	0-1-0	L, 0-4 (99)	L, 0-4 (99)	0	4
Boston College (3)	0-3-0	L, 1-2 (05)	L, 0-2 (07)	2	6
Brown (1)	1-0-0	W, 4-0 (96)	W, 4-0 (96)	4	0
Bucknell		First Meeting			
Catholic (1)	1-0-0	W, 8-0 (87)	W, 8-0 (87)	8	0
Cincinnati (1)	1-0-0	W, 4-2 (92)	W, 4-2 (92)	4	2
Clemson (18)	9-8-1	L, 0-3 (94)	L, 0-1 (07)	19	19
Colorado (1)	1-0-0	W, 5-0 (98)	W, 5-0 (98)	5	0
Colo. College (1)	1-0-0	W, 2-1 (96)	W, 2-1 (96)	2	1
Connecticut (4)	0-3-1	L, 2-3 (97)	L, 1-2 (05)	6	10
Cornell (1)	1-0-0	W, 5-0 (95)	W, 5-0 (95)	5	0
Dartmouth (3)	2-1-0	W, 2-1 (97)	W, 1-0 (07)	3	2
Davidson (3)	3-0-0	W, 6-0 (92)	W, 4-1 (96)	13	1
Dayton (1)	0-1-0	L, 0-1 (01)	L, 0-1 (01)	0	1
Delaware (4)	4-0-0	W, 4-0 (87)	W, 4-0 (92)	13	1
Duke (26)	10-12-4	T, 1-1 (88)	T, 2-2 (07)	29	49
East Carolina (1)	1-0-0	W, 1-0 (01)	W, 1-0 (01)	1	0
Eastern Kentucky (1)	0-0-1	T, 0-0 (07)	T, 0-0 (07)	0	0
Elon (1)	0-1-0	L, 0-2 (88)	L, 0-2 (88)	0	2
Fairfield (2)	2-0-0	W, 3-0 (95)	W, 4-3 (98)	7	3
Fairleigh Dickinson (1)	1-0-0	W, 2-1 (07)	W, 2-1 (07)	2	1
Florida (2)	0-1-1	T, 3-3 (97)	L, 2-7 (98)	5	10
Florida International (1)	0-1-0	L, 1-2 (94)	L, 1-2 (94)	1	2
Florida State (15)	6-9-1	W, 5-1 (95)	L, 0-2 (07)	25	26
Fordham (1)	1-0-0	W, 5-0 (0-2)	W, 5-0 (02)	5	0
Franklin & Marshall (1)	0-1-0	L, 2-4 (87)	L, 2-4 (87)	2	4
George Mason (17)	11-5-1	L, 0-4 (87)	W, 1-0 (07)	29	20
George Washington (18)	9-6-3	L, 1-2 (87)	T, 2-2 (03)	41	23
Georgia (1)	1-0-0	W, 4-1 (96)	W, 4-1 (96)	4	1

Opponent (GP)	Rec.	First Game	Last Game	GF	GA
Green Mountain (1)	1-0-0	W, 2-1 (88)	W, 2-1 (88)	2	1
Hartford (2)	1-1-0	L, 0-1 (87)	W, 3-0 (96)	3	1
Harvard (1)	0-1-0	L, 1-3 (97)	L, 1-3 (97)	1	3
Hawaii (1)	1-0-0	W, 1-0 (96)	W, 1-0 (96)	1	0
Howard (1)	1-0-0	W, 9-0 (00)	W, 9-0 (00)	9	0
Indiana (1)	1-0-0	W, 2-0 (94)	W, 2-0 (94)	2	0
James Madison (15)	10-4-1	L, 1-4 (90)	W, 6-0 (03)	34	19
Kent State (1)	0-0-1	T, 1-1 (07)	T, 1-1 (07)	1	1
Lafayette (1)	1-0-0	W, 9-0 (90)	W, 9-0 (90)	9	0
La Salle (6)	4-1-1	T, 3-3 (88)	W, 5-0 (93)	17	7
Lehigh (1)	1-0-0	W, 2-0 (07)	W, 2-0 (07)	2	0
Long Island (1)	1-0-0	W, 6-0 (99)	W, 6-0 (99)	6	0
Louisiana State (1)	1-0-0	W, 7-0 (98)	W, 7-0 (98)	7	0
Loyola (10)	9-1-0	W, 7-1 (87)	L, 0-1 (06)	28	4
Loyola Marymount (1)	1-0-0	W, 3-0 (07)	W, 3-0 (07)	3	0
Mary Washington (1)	0-0-1	T, 1-1 (90)	T, 1-1 (90)	1	1
UMBC (11)	10-1-0	W, 1-0 (88)	W, 6-0 (06)	39	6
Miami, Fla. (4)	0-3-1	L, 1-2 (04)	L, 0-1 (07)	1	5
Monmouth (5)	2-1-2	T, 0-0 (89)	W, 6-5 (93)	8	9
Mt. St. Mary's (2)	2-0-0	W, 1-0 (88)	W, 2-0 (01)	3	0
Navy (6)	6-0-0	W, 4-0 (87)	W, 3-1 (04)	20	2
New Hampshire (2)	1-1-0	L, 1-2 (88)	W, 6-1 (96)	7	13
North Carolina (27)	0-26-1	L, 0-6 (87)	L, 1-2 (07)	5	103
UNC Greensboro (6)	2-4-0	L, 0-2 (88)	W, 4-0 (94)	9	10
NC State (24)	7-12-5	L, 1-5 (87)	W, 2-0 (07)	28	42
Notre Dame (3)	0-3-0	L, 0-2 (96)	L, 0-6 (05)	2	13
Old Dominion (1)	1-0-0	W, 6-0 (95)	W, 6-0 (95)	6	0
Penn (2)	1-1-0	W, 2-0 (97)	L, 1-2 (99)	3	2
Penn State (11)	4-7-0	W, 3-1 (96)	L, 0-3 (05)	12	24
Princeton (4)	2-1-1	L, 0-5 (89)	L, 0-4 (98)	12	8
Providence (1)	0-1-0	L, 0-2 (88)	L, 0-2 (88)	0	2
Radford (2)	1-1-0	L, 1-2 (87)	W, 2-0 (90)	3	2
Randolph Macon (1)	1-0-0	W, 6-0 (88)	W, 6-0 (88)	6	0

Opponent (GP)	Rec.	First Game	Last Game	GF	GA
Rhode Island (1)	1-0-0	W, 4-0 (05)	W, 4-0 (05)	4	0
Richmond (2)	0-2-0	L, 0-1 (00)	L, 0-1 (01)	0	2
Roanoke (1)	1-0-0	W, 2-1 (87)	W, 2-1 (87)	2	1
Rutgers (7)	5-1-1	L, 1-6 (89)	W, 1-0 (05)	14	11
St. Mary's (Cal.) (1)	1-0-0	W, 1-0 (96)	W, 1-0 (96)	1	0
St. Mary's (Md.) (2)	2-0-0	W, 3-0 (87)	W, 1-0 (89)	4	0
San Diego (1)	1-0-0	W, 1-0 (96)	W, 1-0 (96)	1	0
Santa Clara (2)	0-2-0	L, 0-1 (97)	L, 2-4 (00)	2	5
South Carolina (1)	1-0-0	W, 5-2 (04)	W, 5-2 (04)	5	2
Southern California (3)	1-2-0	W, 3-0 (98)	L, 1-2 (07)	4	5
Southern Methodist (1)	1-0-0	W, 5-4 (94)	W, 5-4 (94)	5	4
Stanford (1)	0-1-0	L, 0-3 (00)	L, 0-3 (00)	0	3
Stony Brook (1)	1-0-0	W, 2-0 (06)	W, 2-0 (06)	2	0
Temple (3)	1-2-0	L, 1-3 (91)	W, 4-1 (93)	6	8
Tennessee (2)	2-0-0	W, 3-1 (03)	W, 1-0 (06)	4	1
Texas (2)	2-0-0	W, 2-0 (96)	W, 3-1 (98)	5	1
Texas Tech. (1)	0-1-0	L, 2-3 (98)	L, 2-3 (98)	2	3
Texas A&M (4)	1-2-1	L, 0-1 (87)	L, 0-1 (95)	5	3
Towson (7)	5-0-2	W, 12-0 (92)	T, 0-0 (06)	20	2
UCLA (3)	1-2-0	L, 0-1 (99)	L, 0-3 (06)	2	5
Villanova (7)	4-3-0	W, 2-1 (87)	L, 0-2 (92)	12	11
Virginia (26)	3-20-3	L, 0-3 (87)	L, 0-3 (07)	17	73
Virginia Commonwealth (1)	1-0-0	W, 2-1 (02)	W, 2-1 (02)	2	1
Virginia Tech (5)	1-2-2	W, 6-0 (95)	L, 1-2 (07)	7	4
Wake Forest (16)	7-9-0	W, 6-0 (94)	L, 0-1 (07)	29	17
Washington (2)	0-2-0	L, 1-2 (03)	L, 0-1 (04)	1	3
Washington State (1)	1-0-0	W, 3-1 (03)	W, 3-1 (03)	3	1
West Chester (1)	1-0-0	W, 5-0 (87)	W, 5-0 (87)	5	0
William & Mary (18)	6-11-1	L, 1-3 (87)	T, 1-1 (04)	16	39
Wright State (2)	2-0-0	W, 1-0 (93)	W, 3-1 (97)	4	1
Yale (1)	0-1-0	L, 0-1 (05)	L, 0-1 (05)	0	1

2008 Opponents in Bold

YEAR-BY-YEAR LEADERS

GOALS

1989	Jen Shuck	3
1990	Dawn Davidson	6
1991	Randi Goldblatt	7
1992	Kelly Amonte	12
1993	Leslie Kerhin	5
	Tricia Taliaferro	5
	Erin Taylor	5
1994	Randi Goldblatt	8
1995	Emmy Harbo	13
1996	Emmy Harbo	21
1997	Keri Sarver	14
1998	Keri Sarver	21
1999	Jackie Mynarski	11
2000	Sara Gustafson	9
2001	Jen Biscoe, Kim King	5
2002	Ali Andrzejewski	9
2003	Kimmy Francis	9
2004	Mallory Mahar	9
2005	Kimmy Francis	3
2006	Lauren Gamble	3
	Emily Maynard	3
2007	Nataly Arias	5

ASSISTS

1989	Louise Boden	2
	Jackie Urban	2
1990	Miriam Fagan	3
1991	Stefanie Magro	4
	Wendy Lubell	4
1992	Tania Sheremeta	10
1993	Kelly Amonte	6
1994	Terri Rich	7
1995	Emmy Harbo	9
1996	Keri Sarver	15
1997	Keri Sarver	8
1998	Emmy Harbo	12
1999	Lindsay Basalyga	6
2000	Dana Jarzyniecki	5
2001	Jenny Boyd	7
2002	Jen Biscoe	9
2003	Kimmy Francis	6
2004	Kimmy Francis	5
2005	Kimmy Francis	4
2006	Sarah Sample	4
2007	Caitlin McDowell	3
	Kelly Rozumalski	3

POINTS


1989	J. Shuck, L. Boden	6
1990	Dawn Davidson	15
1991	Randi Goldblatt	16
1992	Kelly Amonte	28
1993	Leslie Kerhin	14
	Tricia Taliaferro	14
1994	Carol Finch	16
	Randi Goldblatt	16
1995	Emmy Harbo	35
1996	Keri Sarver	47
1997	Keri Sarver	36
1998	Keri Sarver	49
1999	Jackie Mynarski	24
2000	Sara Gustafson	20
2001	Jen Biscoe	15
2002	Ali Andrzejewski	20
2003	Kimmy Francis	24
2004	Mallory Mahar	22
2005	Kimmy Francis	10
2006	Emily Maynard	8
2007	Nataly Arias	11

GAA

1989	Heather Rowe	3.00
1990	Cailin Mullins	2.16
1991	Heather Rowe	2.59
1992	Cailin Mullins	1.38
1993	Cailin Mullins	1.83
1994	Missy Price	1.96
1995	Missy Price	0.21
1996	Missy Price	0.65
1997	Ali Wolff	1.45
1998	Riki-Ann Serrins	1.32
1999	Riki-Ann Serrins	1.01
2000	Riki-Ann Serrins	1.46
2001	Ali Wolff	1.00
2002	Kristen Barnhill	1.25
2003	Kristen Barnhill	1.21
2004	Nikki Resnick	1.07
2005	Nikki Resnick	1.68
2006	Nikki Resnick	0.81
2007	Yewande Balogun	0.84

SHUTOUTS

1989	Heather Rowe	2
1990	Cailin Mullins	3
1991	Cailin Mullins	1
	Heather Rowe	1
1992	Cailin Mullins	5
1993	Cailin Mullins	4
1994	Missy Price	2
1995	Kassie Knecht	5
1996	Missy Price	9
1997	Ali Wolff	5
1998	Riki-Ann Serrins	3
1999	Ali Wolff	5
2000	Riki-Ann Serrins	5.5
2001	Ali Wolff	9
2002	Kristen Barnhill	4.8
2003	Kristen Barnhill	3.0
2004	Nikki Resnick	7.0
2005	Nikki Resnick	4.0
2006	Nikki Resnick	8.0
2007	Yewande Balogun	5.0



ALL-TIME ROSTER

SCORING

Player	Years	G	A	Pts
Kim Ambruz	1993	0	0	0
Kelly Amonte	1992-95	20	14	54
Melissa Anderson	2001-02, 05	3	1	7
Ali Andrzejewski	2002-03	14	7	35
Monica Armour	1991	0	0	0
Nataly Arias	2004-05, 07-	9	6	24
Mallory Baker	2007-	0	1	1
Wendy Baldwin	1995-98	0	0	0
Yewande Balogun	2007-	0	1	1
Lindsay Basalyga	1996-99	9	11	29
Abby Bausman	1995-98	2	5	9
Courtney Beirne	1998-2001	8	8	24
Sarah Benson	2006	0	0	0
Jen Biscoe	2000-03	11	18	40
Louise Boden	1987-91	5	6	16
Julie Bortz	1991-92, 95	0	0	0
Aiissa Bourne	2007	0	0	0
Jennifer Boyd	1997-98, 2001	1	8	10
Aimee Bresani	2005-	2	2	6
Kimmy Bunting	2005, 07	3	0	6
Katy Byrnes	1997	0	0	0
Mary Casey	2006-	1	2	4
Sheila Casey	1987	2	0	4
Ginette Chelius	1994-95	0	1	1
Cami Cook	1988-91	1	1	3
Sandy Cross	1987	0	0	0
Brittany Cummins	2006-	0	3	3
Tracey David	1987	2	1	5
Dawn Davidson	1990	6	1	13
Colleen Deegan	2007-	0	0	0
Simone Dekker	2002-05	10	11	31
Michelle Demko	1993,95	8	7	23
Laura Desobry	2005	0	0	0
Michelle Deville	1994-97	25	13	63
Kelly Dormandy	2004	0	0	0
Maureen Dowling	2006-	1	1	3
Molly Dreska	2006-	0	3	3
Nadine Duhamel	1989	0	0	0
Stevie Dunning	2004, 06	0	3	3
Amber Ecobedo	1993-94	4	1	9
Marybeth Egan	1995-98	3	2	8
Betsy Elder	1990-93	5	7	17
Ethel Estinto	1987-89	3	2	8
Kim Estrada	1989-91	0	2	2
Miriam Fagan	1990-93	6	6	18
Kathy Farley	1987-88	0	0	0
Annesia Faulkner	2007-	0	1	1
Carol Finch	1994	7	2	16
Elizabeth Foley	2003-04	0	1	1
Dana Foti	1987, 89	2	1	5
Kimmy Francis	2002-05	22	23	67
Andrea Frankiewitz	1992-93	4	1	9
Debbie Frankel	1987-88	1	1	3
Lauren Gamble	2005-	3	0	6
Carissa Gilbert	2004	0	2	2
Lindsay Givens	1999, 2001-03	2	14	18
Randi Goldblatt	1991-94	28	7	63
Randall Goldsborough	1992-93	0	4	4
Terri Greer	1997-2000	4	4	12
Sara Gustafson	1999-2001	15	7	37
Emily Harbo	1995-98	56	28	140
Sally Harrison	1999-2002	0	2	2
Melissa Heintz	2005-06	0	0	0

Sherae Hill	1987	1	0	2
Melissa Hornfeck	2006-07	2	1	5
Jackie Irwin	1987	0	0	0
Theresa Ingram	1990	0	0	0
Emily Janss	1996-99	17	8	42
Dana Jarzyniecki	1999-2002	0	11	11
Amy Johnson	2001-03	0	0	0
Shannon Jones	1995	1	4	6
Amy Kanjian	1989-92	0	2	2
Joan Kelso	1987-88	0	1	1
Ashly Kennedy	2003, 05-07	5	3	13
Leslie Kerhin	1992-94	6	15	27
Tiffany Keyes	1995-98	1	1	3
Kristy Kime	1991	0	0	0
Kim King	1999-2002	14	9	37
Carrie Klotz	1998-99	2	2	6
Lauren Krasko	2003-05	0	0	0
Katie Kruse	1999-2002	0	0	0
Tina Lacertosa	1997-98	1	0	2
Danielle LaRoche	1991-92	0	0	0
Valerie Lawrence	1999-2001	1	9	11
Debbie Lieberman	1998-2001	0	0	0
Jennifer Lovecchio	2000, 02-04	0	1	1
Wendy Lubell	1991-92	0	5	5
Katie Ludwig	2000-03	19	11	49
Melanie Lutz	1987	0	0	0
Elissa Lynch	1989	0	1	1
Stephanie MacCormack	2006-	0	0	0
Hannah Madej	2005	0	0	0
Mallory Mahar	2002-05	18	11	47
Stefanie Magro	1991-94	16	7	39
Danielle Malagari	2002-05	0	5	5
Kim Mallon	1987-88	0	0	0
Ann Marcinak	1987-88	6	6	18
Stacie Marks	1987	0	0	0
Emily Maynard	2006-07	3	3	9
Kate McCabe	1989-92	0	0	0
Sarah McClellan	2000-02	0	0	0
Robin McCullough	1995-98	21	24	66
Caitlin McDowell	2007-	1	3	5
Shelley McDuff	2004-07	0	1	1
Kristin McHugh	2002	0	1	1
Maureen McDonough	1993-96	5	7	17
Polly McGoogan	1987	0	0	0
Vita McKenna	1997-2000	1	1	3
Jody McKinnon	1991	3	0	6
Nicole Miller	1987	0	2	2
Lisa Mudd	1990	1	0	2
Jackie Mynarski	1996-99	24	10	58
Julie Nelson	1996-2000	6	4	16
Lindsay Niehaus	2001-04	0	4	4
Michelle Ogden	1989-90, 92	1	2	4
Olivia Onyeador	2007-	0	0	0
Lisa Orenstein	1989	0	0	0
Kristen Owsinay	1991-92	0	1	1
Amanda Paizs	2005-	0	1	1
Stefanie Papageorge	1992-94	5	0	10
Audra Poulin	2000-03	14	8	36
Nancy Powers	1989-91	1	3	5
Naomi Realè	1996	2	2	6
Natalie Rich	1993, 96-97	1	2	3
Terri Rich	1992-95	11	12	34
Kylie Ricker	2007	1	0	2
Kelly Rozumalski	2004-07	9	4	22
Audrey Sadow	1987-88	1	1	3
Michelle Salmon	1994-97	8	19	35

Sarah Sample	2005-06	2	5	9
Lauren Sands	2005-06	0	0	0
Keri Sarver	1995-98	61	33	155
Cecily Scarpelli	1991-94	0	0	0
Kaila Sciascia	2005-	4	2	10
Riki-Ann Serrins	1997-2000	0	1	1
Tania Sheremeta	1990-93	7	12	26
Jacquie Shields	2005	0	0	0
Jennifer Shuck	1989	3	0	6
Leann Shuck	1989	2	0	4
Jenny Slunt	1987-88	0	0	0
Cheryl Smith	1987	9	6	24
Kathy Smith	1987-89	6	1	13
Chelsea Sprague	2007-	0	0	0
Julie Stansel	1989-90	0	0	0
Lori Stone	1990	2	0	4
Tricia Taliaferro	1992-95	14	7	35
Erin Taylor	1993-96	12	5	29
Dianne Taylor	1987-90	13	6	32
Erika Theisen	2007-	0	0	0
Jackie Urban	1989	0	2	2
Michelle Urban	1989-92	0	0	0
Laura Varela	1995-98	0	7	7
Katie Venanzi	1995-96	2	0	5
Carly Viher	1999-2000	1	3	5
Sara Warlick	1995	3	0	6
Audra Weber	1991-94	18	8	44
Dena Wilson	1989	0	0	0
Ali Wolff	1997-99, 2001	1	0	2
Vicky Workman	1987-88	0	1	1

GOALKEEPING

Player	Years	Saves	GA	GAA	SO
Yewande Balogun	2007	62	13	0.87	5
Kristen Barnhill	2000-03	149	40	1.22	8.3
Emily Blagg	1992	11	1	0.58	0
Kimmy Bunting	2005, 07	4	0	0.00	1
Mary Casey	2006-	16	7	1.67	1
Isabelle Fennell	1994	2	0	0.00	0
Kassie Knecht	1995-96	75	27	1.07	6
Stefanie Magro	1993	1	1	2.00	0
Polly McGoogan	1987	104	40	n/a	n/a
Caitlin Mullins	1990-93	361	134	1.98	10
Missy Price	1993-96	216	61	1.22	12
Nikki Resnick	2004-06	230	53	1.35	11
Tami Riley	1992	4	0	0.00	0
Heather Rowe	1988-91	258	101	2.21	12
Lynn Scharf	2000-02	0	1	4.05	0.5
Riki-Ann Serrins	1997-2000	219	67	1.36	13.5
Anna Sheveland	2003-05	3	3	1.21	0
Erin Taylor	1993	3	2	8.57	0
Mariel Wilner	2002-03	31	17	1.57	2.2
Ali Wolff	1997-99, 01	254	96	1.57	20.5

Current Terps in bold




ALL-TIME HONORS

ALL-AMERICAN

NSCAA

Player	Year	Team
Kelly Amonte	1993	Second Team
Erin Taylor	1996	First Team



Erin Taylor

SOCCER AMERICA

Player	Year	Team
Kassie Knecht	1995	Freshman
Emmy Habro	1995	Freshman

ESPN/SOCCER TIMES

Player	Year	Team
Keri Sarver	1998	First Team

SOCCER BUZZ

Player	Year	Team
Nataly Arias	2004	Freshman (3rd Team)
Yewande Balogun	2007	Freshman (3rd Team)
Kimmy Francis	2002	Freshman (3rd Team)
Lindsay Givens	1999	Freshman (2nd Team)
Emmy Harbo	1996	Third Team
Emily Janss	1996	Freshman
	1997, 99	Hon. Mention
Mallory Mahar	2002	Freshman (1st Team)
	2004	Third Team
Ashly Kennedy	2003	Freshman (HM)
Audra Poulin	2000	Freshman (3d Team)
Missy Price	1996	Third Team
Keri Sarver	1998	Honorable Mention
Erin Taylor	1996	First Team

COLLEGE SOCCER ONLINE

Player	Year	Team
Emily Janss	1999	Hon. Mention

ALL-REGION

NSCAA


Player	Year	Region	Team
Jen Biscoe	2001	Mid-Atl.	Third Team
Michelle Demko	1995	Mid-Atl.	First Team
Michelle Deville	1997	Mid-Atl.	Third Team
Kimmy Francis	2003, 05	Mid-Atl.	Third Team
Lindsay Givens	1999	Mid-Atl.	Third Team
	2001	Mid-Atl.	Second Team
Emmy Harbo	1995	Mid-Atl.	First Team
	1998	Mid-Atl.	Second Team
Emily Janss	1999	Mid-Atl.	Third Team
	1997	Mid-Atl.	Second Team
Katie Ludwig	2002	Mid-Atl.	Second Team
Mallory Mahar	2002	Mid-Atl.	Third Team
	2003	Mid-Atl.	Third Team
	2004	Mid-Atl.	Second Team
Robin McCullough	1996, 97	Mid-Atl.	Second Team
Jackie Mynarski	1999	Mid-Atl.	First Team
Missy Price	1996	Mid-Atl.	Third Team
Nikki Resnick	2006	Mid-Atl.	Third Team
Keri Sarver	1996	Mid-Atl.	Second Team
	1997, 98	Mid-Atl.	First Team
Erin Taylor	1994	South	Second Team
	1995, 96	Mid-Atl.	First Team
Ali Wolff	2001	Mid-Atl.	Second Team

SOCCER BUZZ

Player	Year	Region	Team
Ali Andrzejewski	2002	Mid-Atl.	All-Freshman
Nataly Arias	2004	Mid-Atl.	All-Freshman
Yewande Balogun	2007	Mid-Atl.	All-Freshman
Abby Bausman	1998	Mid-Atl.	Third Team
Jen Biscoe	2001	Mid-Atl.	Third Team
Kimmy Francis	2002	Mid-Atl.	Third Team
	2002	Mid-Atl.	All-Freshman
	2003	Mid-Atl.	Second Team



Jackie Mynarski




Emily Janss

Player	Year	Region	Team
Lindsay Givens	1999	Mid-Atl.	All-Freshman
	1999	Mid-Atl.	Third Team
	2001	Mid-Atl.	First Team
Sara Gustafson	2000	Mid-Atl.	Third Team
Emmy Harbo	1996	Mid-Atl.	First Team
	1997, 98	Mid-Atl.	Second Team
Emily Janss	1996	Mid-Atl.	All-Freshman
	1997, 99	Mid-Atl.	First Team
Ashly Kennedy	2003	Mid-Atl.	All-Freshman
Katie Ludwig	2000	Mid-Atl.	All-Freshman
	2002	Mid-Atl.	First Team
Mallory Mahar	2002	Mid-Atl.	First Team
	2002	Mid-Atl.	All-Freshman
	2003	Mid-Atl.	Second Team
	2004	Mid-Atl.	First Team
Robin McCullough	1996, 97	Mid-Atl.	First Team
Jackie Mynarski	1999	Mid-Atl.	First Team
Audra Poulin	2000	Mid-Atl.	All-Freshman
	2000	Mid-Atl.	Third Team
Missy Price	1996	Mid-Atl.	First Team
Nikki Resnick	2004	Mid-Atl.	Second Team
	2005	Mid-Atl.	Third Team
	2006	Mid-Atl.	Second Team
Kelly Rozumalski	2004	Mid-Atl.	All-Freshman
Michelle Salmon	1996	Mid-Atl.	Third Team
Keri Sarver	1996-98	Mid-Atl.	First Team
Erin Taylor	1996	Mid-Atl.	First Team
Carly Viher	1999	Mid-Atl.	All-Freshman
	2000	Mid-Atl.	Third Team
Ali Wolff	2001	Mid-Atl.	Third Team

SOCCER BUZZ ROOKIE OF YEAR

Player	Year	Region
Mallory Mahar	2002	Mid-Atlantic



ACC HONORS

ALL-ACC

Player	Year	Team
Ali Andrzejewski	2002	Freshman Team
Nataly Arias	2004	Freshman Team
Yewande Balogun	2007	Freshman Team
Abby Bausman	1998	First Team
Michelle Demko	1995	First Team
Kimmy Francis	2002, 03, 04, 05	Second Team
Lindsay Givens	2001	Second Team
Emmy Harbo	1996	First Team
	1998	Second Team
Emily Janss	1997, 98	Second Team
	1999	First Team
Ashly Kennedy	2003	Freshman Team
Katie Ludwig	2002	First Team
Mallory Mahar	2002, 03	Second Team
	2004	Freshman Team
	2004	First Team
Robin McCullough	1996, 97	Second Team
Jackie Mynarski	1999	Second Team
Audra Poulin	2000	Freshman Team
Nikki Resnick	2005, 06	First Team
Kelly Rozumalski	2004	Freshman Team
Keri Sarver	1997	Second Team
	1998	First Team
Riki-Ann Serrins	1998, 2000	Second Team
Erin Taylor	1994	Second Team
	1995, 96	First Team
Ali Wolff	2001	Second Team

ALL-TOURNAMENT

Player	Year
Abby Bausman	1997
Jenny Biscoe	2002
Michelle Demko	1995
Miriam Fagan	1992
Kimmy Francis	2002, 03
Randi Goldblatt	1991
Emily Janss	1997, 99
Maureen McDonough	1995
Nikki Resnick	2004
Keri Sarver	1997
Tricia Taliaferro	1994, 95
Erin Taylor	1994, 95



Mallory Mahar

PLAYER OF THE YEAR

Player	Year
Erin Taylor	1996

COACH OF THE YEAR

Coach	Year
April Heinrichs	1995
Shannon Higgins-Cirovski	1999, 2002

PLAYER OF THE WEEK

Player	Year	Week
Kelly Amonte	1992	Sept. 15
Carol Finch	1994	Sept. 12
Kimmy Francis	2003	Sept. 21
	2004	Oct. 25
Emmy Harbo	1995	Sept. 11
	1996	Sept. 9, Oct. 14
Emily Janss	1999	Oct. 18
Kassie Knecht	1995	Oct. 16
Cailin Mullins	1992	Oct. 12
	1993	Oct. 11
Jackie Mynarski	1999	Nov. 1
Audra Poulin	2001	Oct. 16
Keri Sarver	1995	Sept. 25
	1997	Sept. 15
	1998	Sept. 15
Ali Wolff	2001	Sept. 3

MISC. HONORS

SOCCER AMERICA

TEAM OF THE WEEK

Player	Year	Week
Abby Bausman	1998	Oct. 14
Kimmy Francis	2003	Sept. 21
Lindsay Givens	2002	Nov. 4
Terri Greer	2000	Oct. 25
Sara Gustafson	2000	Sept. 4
Emmy Harbo	1995	Oct. 3
	1996	Sept. 10, Oct. 15
	1998	Sept. 21
Emily Janss	1998	Sept. 28
	1999	Aug. 30, Oct. 19, Oct. 26
Kassie Knecht	1994	Oct. 10
Emily Maynard	2006	Aug. 30
Jackie Mynarski	1999	Oct. 12
Audra Poulin	2002	Oct. 21
Keri Sarver	1995	Sept. 27
	1997	Oct. 14
Tricia Taliaferro	1995	Nov. 6

SOCCER BUZZ

ELITE TEAM OF THE WEEK

Player	Year	Week
Jenny Boyd	2001	Oct. 29
Kimmy Francis	2004	Oct. 25
Lindsay Givens	2001	Sept. 3
Audra Poulin	2002	Oct. 21
Nikki Resnick	2004	Oct. 2


SOCCER TIMES NATIONAL

PLAYER OF THE WEEK

Player	Year	Week
Emily Janss	1999	Oct. 19



Ali Wolff



Emmy Harbo

HOME OF MARYLAND SOCCER

LUDWIG FIELD

Since its opening in 1995, state-of-the-art Ludwig Field has been the home of the Terrapin men's and women's soccer teams as well as playing host to numerous other local soccer events throughout the past eight years.

Due to the expanding horizon of Terrapin soccer and the growing interest in its achievement on the field, the University of Maryland embarked on a project that would bring the level of the facility on par with the excellence of the programs that played there.

The \$2.5 million facility was dedicated on Sept. 16, 1995, and is surely a cornerstone of collegiate soccer throughout the nation.

The 4,000-seat facility is an integral part of new construction for Maryland athletics. The complex is fully lighted with an all-weather track and sodded Bermuda grass playing field. The most recent update for the facility is the installation of a permanent press box, which is fully-functional for the 2008 season.

The permanent lights allow for commonly scheduled night games. The lights also allow Maryland the ability to host NCAA and Atlantic Coast Conference tournaments and nationally televised games. Since its opening, Ludwig Field has played host to nine NCAA Tournament games, including Maryland's 1-0 win over American on Nov. 15, 2002.

In addition to the collegiate games played at Ludwig Field, the complex has played host to numerous U.S. and professional soccer matches, as well. Among the teams who have used Ludwig Field as their home-away-from-home are the 2000 U.S. Women's National Team and the WUSA's own Washington Freedom.

In addition to the high level of competition created by the excellent playing surface at Ludwig Field, the complex was also created with the local soccer fan very much in mind. The field is located directly adjacent to Parking Lot 1 and close to the University Boulevard entrance.

The facility is named after lifetime Terrapin friends Bob and Louise Ludwig.

LUDWIG FIELD RECORDS

TERPS INDIVIDUAL RECORDS

Goals in a Game: 4 by Sara Gustafson vs. Howard, 10/11/00

Assists in a Game: 3 by Dana Jarzyniecki vs. Howard, 10/11/00

Points in a Game: 8 by Sara Gustafson vs. Howard, 10/11/00

Saves in a Game: 14 by Nikki Resnick vs. North Carolina, 10/2/05;

by Nikki Resnick vs. Duke, 10/14/06

TERPS TEAM RECORDS

Goals in a Game: 9 vs. Howard, 10/11/00

Assists in a Game: 8 vs. Howard, 10/11/00

Points in a Game: 26 vs. Howard, 10/11/00

Shots in a Game: 36 vs. Old Dominion, 9/24/95

Saves in a Game: 15 vs. Duke 10/14/06

ALL-TIME RECORDS AT LUDWIG FIELD

Overall: 85-39-14 (.667)

ACC: 23-22-7 (.510)

ACC Tournament: 2-0-1

NCAA Tournament: 6-2

Highest Attendance: 4,380 vs. North Carolina, 10/10/97



More than 4,300 fans packed Ludwig Field on Oct. 10, 1997 to watch the Terps battle North Carolina.

CCER LUDWIG



ALL-TIME RESULTS AT LUDWIG FIELD

1995 (13-2, 2-1)

S3	Virginia Tech	W, 6-0
S12	Loyola	W, 3-0
S15	Princeton	W, 4-1
S17	Wake Forest *	W, 3-0
S22	William & Mary	W, 1-0
S24	Old Dominion	W, 6-0
O6	Clemson *	W, 2-0
O18	James Madison	W, 2-1
O25	George Washington	W, 5-1
O27	Fairfield	W, 3-0
O29	North Carolina *	L, 0-3
N2	Clemson ^{ACC 1st}	W, 2-0
N3	NC State ^{ACC SF}	W, 1-0
N5	North Carolina ^{ACC F}	L, 0-3
N18	James Madison ^{NCAA 1st}	W, 6-1

1996 (9-1-2, 1-1-2)

S4	George Washington	W, 5-0
S22	Texas	W, 2-0
S24	George Mason	W, 2-0
S27	Brown	W, 4-0
O1	UMBC	W, 8-0
O11	Virginia *	ot T, 1-1
O13	Florida State *	ot W, 2-0
O19	NC State *	L, 0-2
O22	Navy	W, 4-0
O25	Duke *	T, 3-3
N16	George Washington ^{NCAA 1st}	W, 2-0
N24	San Diego ^{NCAA 2nd}	W, 1-0

1997 (8-2, 2-1)

S1	Wright State	W, 3-1
S4	James Madison	W, 2-0
S12	Wake Forest *	W, 4-0
S14	Penn	W, 2-0
O10	North Carolina *	L, 0-4
O12	Clemson *	W, 2-0
O24	Dartmouth (OT)	W, 2-1
O26	Navy	W, 5-0
O31	Penn State	W, 3-1
N16	George Mason ^{NCAA 1st}	L, 1-2

1998 (7-4-1, 3-1)

S11	So. California	W, 3-0
S13	Texas Tech	L, 2-3
S18	Duke *	W, 3-1
S20	NC State *	W, 5-0
S23	George Mason	W, 4-2
O2	Florida	L, 2-7
O9	Virginia *	ot W, 3-2
O11	Connecticut	ot T, 2-2
O16	William & Mary	L, 0-2
O18	Florida State *	ot L, 2-3
O28	George Washington	ot W, 3-2
N11	Fairfield ^{NCAA 1st}	W, 4-3

1999 (6-4, 2-1)

S1	UMBC	W, 6-1
S10	Baylor	L, 0-4
S12	Pennsylvania	L, 1-2
S26	James Madison	L, 1-2
O8	Rutgers	W, 2-0
O10	Navy	W, 2-0
O17	Clemson *	ot W, 2-1
O22	Wake Forest *	W, 1-0
O24	North Carolina *	L, 0-3
N10	Long Island ^{NCAA 1st}	W, 6-0

2000 (6-4, 1-4)

A29	Penn State	W, 3-1
S1	Duke *	L, 1-2
S6	Towson	W, 1-0
S12	George Washington	W, 3-0
S27	George Mason	W, 1-0
O1	NC State *	L, 0-1
O6	Virginia *	L, 2-3
O11	Howard	W, 9-0
O20	Florida State *	W, 2-0
O22	William & Mary	L, 0-1

2001 (7-3-1, 1-2)

A31	Towson	W, 3-0
S6	Richmond	L, 0-1
S9	East Carolina	W, 1-0
S21	George Washington	W, 2-0
S23	Wake Forest *	L, 0-1
S30	Loyola	W, 2-0
O5	North Carolina *	L, 1-3
O13	Clemson *	ot W, 1-0
O17	James Madison	ot T, 0-0
O24	Rutgers	ot W, 3-2
O30	Mt. St. Mary's	W, 2-0

2002 (8-4, 2-2)

S8	Va. Commonwealth	W, 2-1
S13	Loyola	W, 2-1
S15	Notre Dame	L, 2-5
S22	George Washington	W, 5-0
S27	Duke *	W, 3-2
S29	William & Mary	W, 1-0
O4	NC State *	ot L, 1-2
O11	Virginia *	W, 2-0
O16	George Mason	W, 3-0
O25	Florida State *	L, 0-1
N15	American ^{NCAA 1st}	W, 1-0
N17	Penn State ^{NCAA 2nd}	L, 1-2

2003 (6-2, 2-1)

S7	Penn State	L, 0-3
S12	Towson	W, 3-2
S17	Loyola	W, 1-0
O1	James Madison	W, 6-0
O5	North Carolina *	L, 0-4
O10	Clemson *	W, 2-1
O25	Wake Forest *	W, 5-1
N2	Navy	W, 2-1

2004 (2-1-3, 2-1-2)

S2	Virginia Tech *	L, 0-2
O5	Virginia *	T, 0-0
O8	NC State *	W, 2-1
O13	Florida State *	2 ot T, 1-1
O23	Duke *	W, 1-0
O31	NC State ^{ACC 1st}	T, 0-0

2005 (5-4-2, 3-1-1)

A26	Towson	2 ot T, 0-0
A28	Rhode Island	W, 4-0
S8	Villanova	L, 0-2
S11	Rutgers	W, 1-0
S16	Penn State	L, 0-3
S18	Yale	ot L, 0-1
S30	Wake Forest *	W, 1-0
O2	North Carolina *	L, 0-4
O13	NC State *	ot W, 2-1
O19	Virginia Tech *	2 ot T, 0-0
O29	Boston College *	W, 2-1

2006 (3-3-3, 1-2-2)

S2	Towson	2 ot T, 0-0
S4	UMBC	W, 6-0
S12	Loyola	L, 0-1
S15	Stony Brook	W, 2-0
S21	Cemson *	ot L, 1-0
O5	Florida State *	L, 0-1
O8	Miami *	2 ot T, 0-0
O14	Duke *	2 ot T, 0-0
O22	Virginia *	W, 2-0

2007 (5-4-2, 1-4-0)

A31	Eastern Kentucky	2 ot T, 0-0
S2	Fairleigh Dickinson	W, 2-1
S14	Dartmouth	2 ot W, 1-0
S16	George Mason	W, 1-0
S22	Kent state	2 ot T, 1-1
S30	Lehigh	W, 2-0
O5	Wake Forest *	L, 0-1
O7	North Carolina *	ot L, 1-2
O28	Virginia Tech *	ot L, 1-2 ^{OT}
N1	Boston College *	L, 2-0
N4	NC State *	W, 2-0